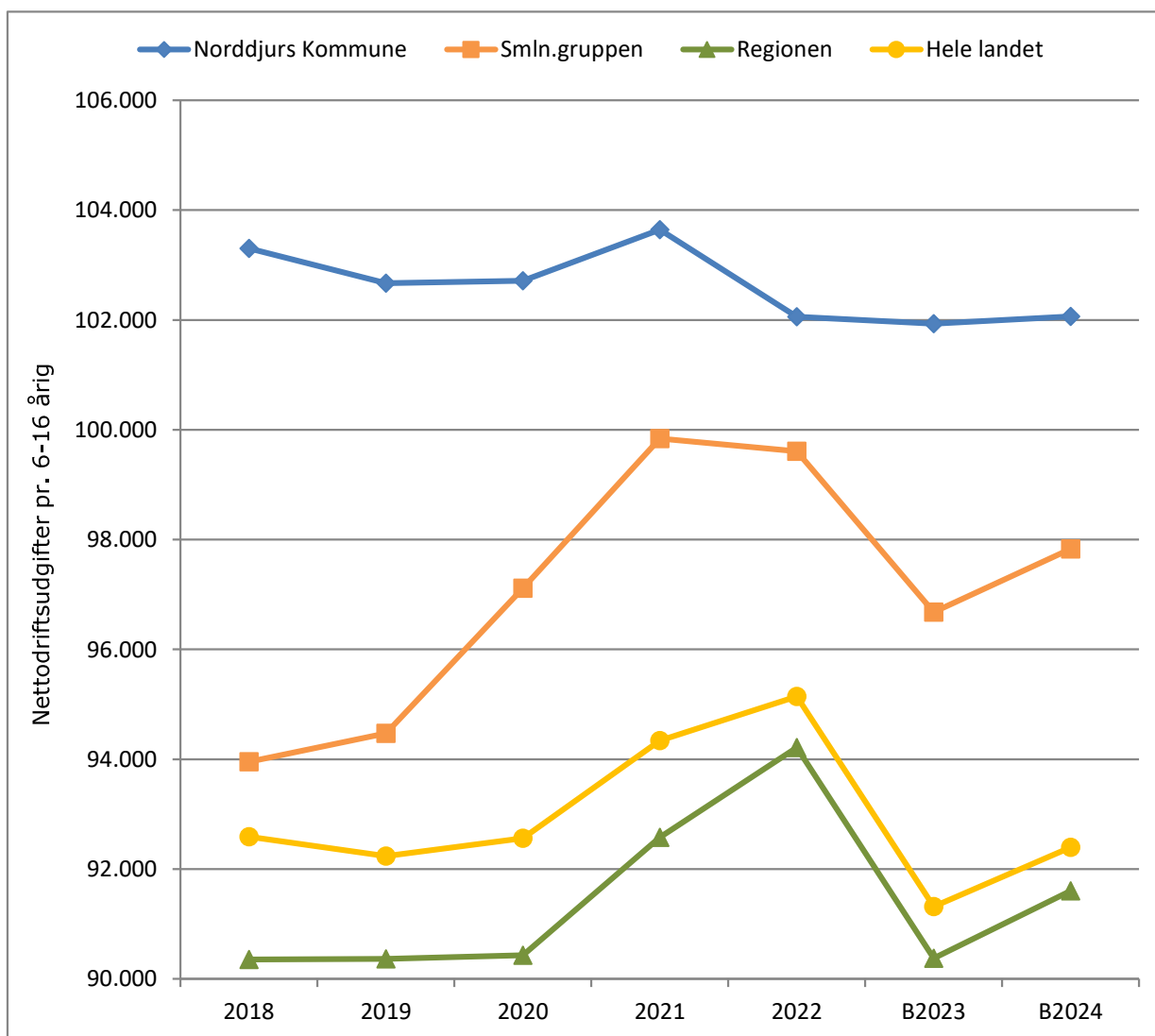


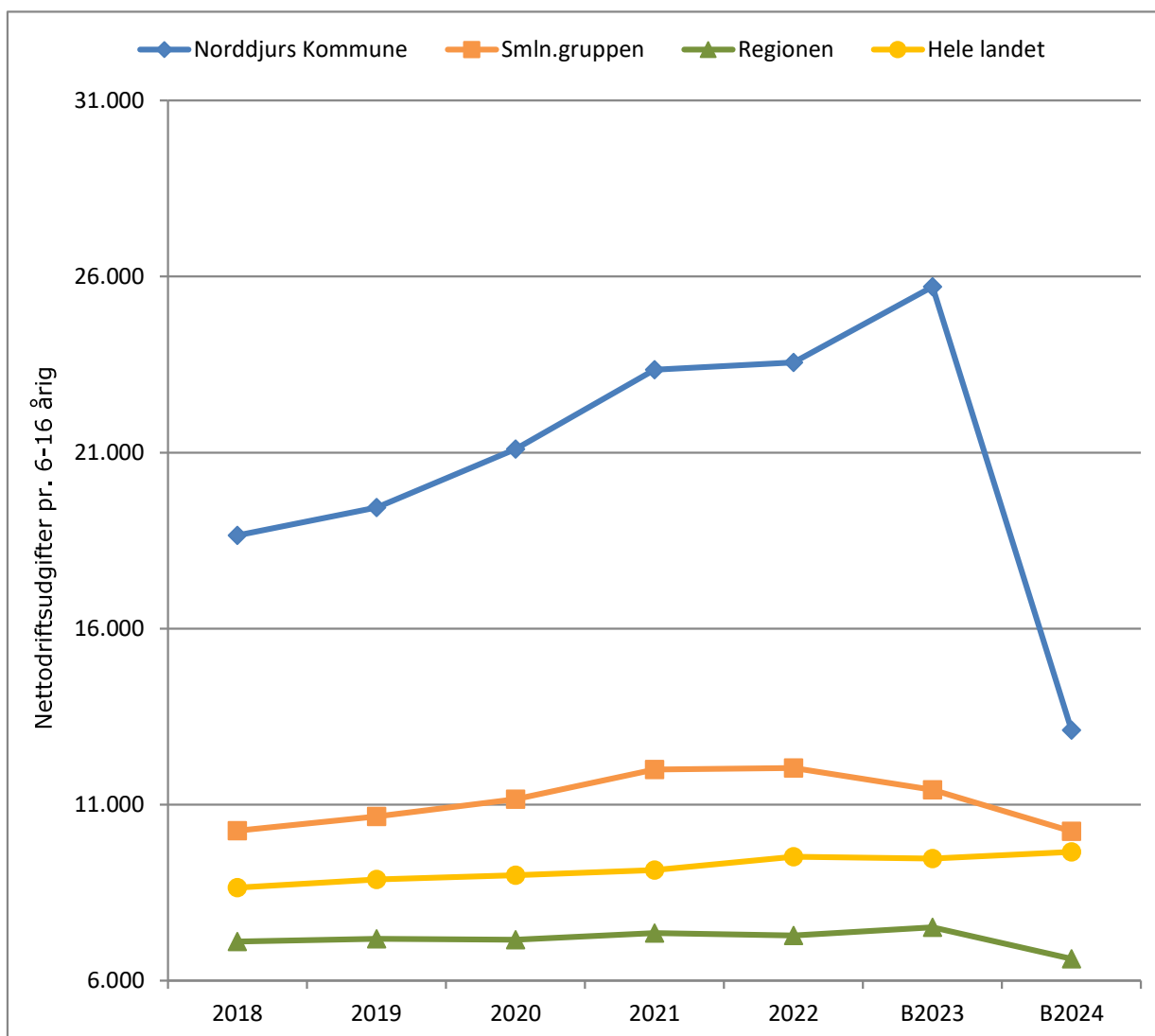
Norrdjurs Kommune

Udgiftsniveau, folkeskolen
2018-2024 (2024 priser)



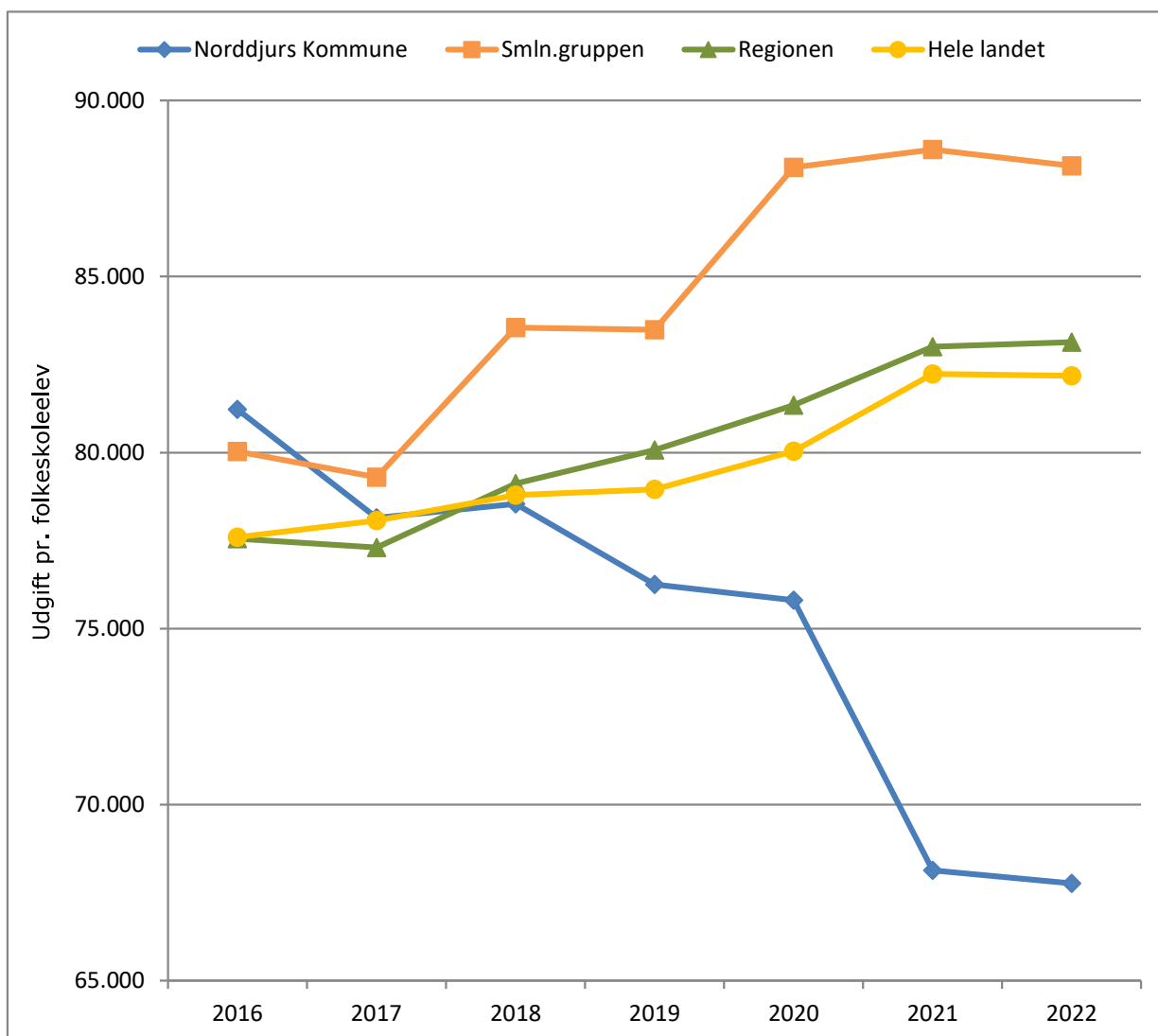
	2018	2019	2020	2021	2022	B2023	B2024
Norrdjurs Kommune	87.978	88.839	90.746	93.125	95.091	97.919	102.064
Smln.gruppen	80.019	81.747	85.795	89.704	92.807	92.874	97.830
Regionen	76.950	78.191	79.892	83.179	87.780	86.817	91.602
Hele landet	78.856	79.811	81.776	84.764	88.647	87.719	92.394
2024 priser							
Norrdjurs Kommune	103.301	102.669	102.716	103.647	102.058	101.934	102.064
Smln.gruppen	93.955	94.473	97.112	99.839	99.608	96.682	97.830
Regionen	90.352	90.363	90.430	92.576	94.212	90.376	91.602
Hele landet	92.590	92.236	92.562	94.341	95.143	91.316	92.394

Norrdjurs Kommune

Udgiftsniveau, kommunale og regionale specialskoler
2018-2024 (2024 priser)

	2018	2019	2020	2021	2022	B2023	B2024
Norrdjurs Kommune	15.879	16.825	18.641	20.980	21.955	24.700	13.115
Smln.gruppen	8.740	9.229	9.852	10.781	11.219	10.971	10.240
Regionen	6.058	6.223	6.326	6.605	6.787	7.220	6.619
Hele landet	7.360	7.680	7.947	8.211	8.874	9.094	9.656
2024 priser							
Norrdjurs Kommune	18.645	19.444	21.100	23.350	23.564	25.713	13.115
Smln.gruppen	10.262	10.665	11.151	11.999	12.042	11.421	10.240
Regionen	7.113	7.191	7.160	7.351	7.284	7.516	6.619
Hele landet	8.642	8.876	8.996	9.138	9.525	9.467	9.656

Norrdjurs Kommune

Udgift til egne folkeskoler pr. folkeskoleelev (ekskl. specialskoler)
2016-2022 (2022 priser)

	2016	2017	2018	2019	2020	2021	2022
Norrdjurs Kommune	72.063	70.723	72.000	71.022	72.086	65.891	67.761
Smln.gruppen	71.005	71.764	76.593	77.764	83.779	85.693	88.140
Regionen	68.805	69.959	72.531	74.581	77.353	80.277	83.137
Hele landet	68.844	70.653	72.234	73.542	76.110	79.527	82.184
2022 priser							
Norrdjurs Kommune	81.223	78.150	78.540	76.254	75.804	68.131	67.761
Smln.gruppen	80.031	79.300	83.551	83.492	88.100	88.606	88.140
Regionen	77.552	77.307	79.120	80.074	81.343	83.007	83.137
Hele landet	77.595	78.072	78.795	78.959	80.036	82.231	82.184